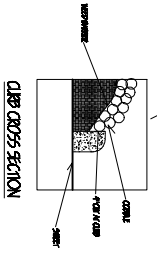
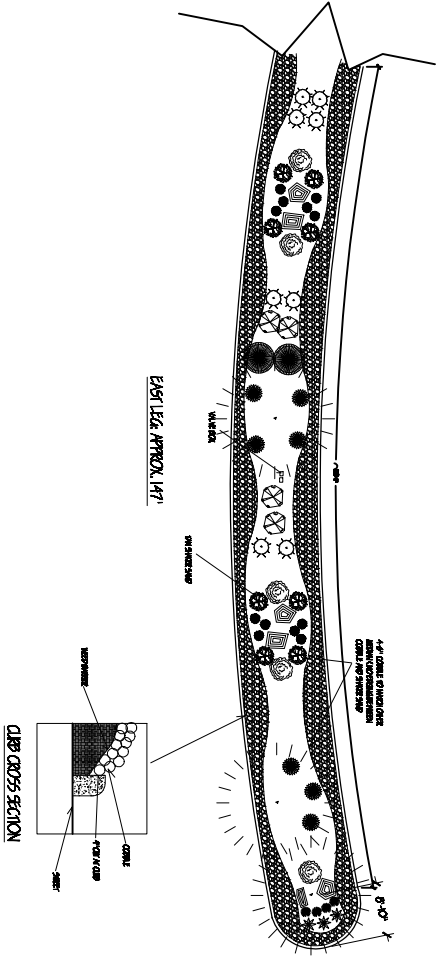
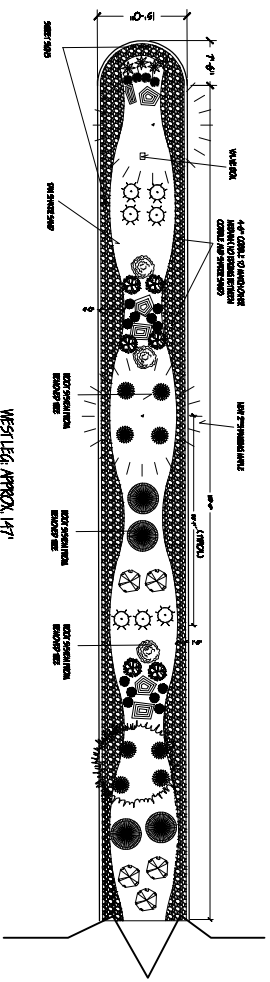
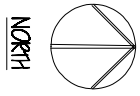
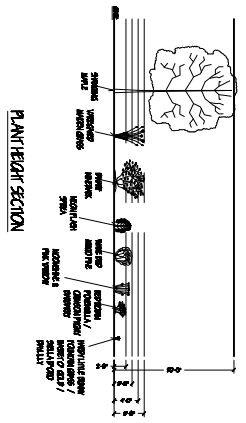


E. MINERAL DR. MEDIAN LANDSCAPE PLAN (ALL MEASUREMENTS APPROX.)



- PLANT LEGEND**
- #1 PLANT 0' - 6\"/>



- GENERAL INSTRUCTIONS TO LANDSCAPER**
1. REMOVE ALL ROOTS WHERE THEY IMPROVE PLANTINGS/ TREE SYSTEM
 2. SOIL WHERE PLANTINGS OR TRUNK PLANTINGS ARE TO OCCUR ARE TO BE AMENDED (GENERALLY OR INDIVIDUALLY WITH 4\"/>

OWNER INFORMATION

BOUNDA VEATCH
C/O WCS2 HOA
 42665 ST. GEORGE
 DRILE, GARDENVALE
 720-298-9426
 WESGARDIAN@GMAIL.COM

DESIGNED BY: MIKE
 890 W. GLENY AVE.
 PUEBLO CO, CO 81001

* All plant names are the property of Michael Wolff and provided in full to meet local and riparian area demands.

No.	Revision/Issue	Date

Draw Name and Address
DESIGNED BY: MIKE 720-509-1228

Project Name and Address
SEE ABOVE

Designer: MICHAEL WOLFF	Scale: 1" = 10'
Date: 1/6/2025	Sheet: 1 OF 1